

FINALISE YOUR MONOLITHIC RESTORATIONS WITH EASE



CERABIEN

FC Paste Stain

kuraraynoritake.eu/fc-paste-stain

FINALISE YOUR ZERO CUT-BACK RESTORATIONS WITH EASE

Would you like to add long-lasting brilliance and an even more natural look to your monolithic zirconia restorations using micro-layering technique? Our **CERABIEN™ ZR FC Paste Stain** is all you need in combination with aesthetic zirconia like our **KATANA™** Zirconia multi-layered series. It allows to create individual and uniformly predictable shade effects and textures on monolithic restorations with ease.





FC Paste Stain

FEATURES & BENEFITS

1

CONSISTENT PERFORMANCE

Consistent handling and mechanical properties owing to use of synthetic feldspathic porcelain. Paste-like thickness enables creation of surface texture. Long-lasting-effect-ceramic particles surround and protect the shade components from wear.

2

PURE AESTHETICS

Integrated fluorescence in all shades and additional Fluoro shade to boost this effect. Wide shade range for virtually unlimited creation of individual effects (white and dark spots, crack lines and fissures).

3

EASY TO USE

Ready-to-use stains - no mixing required. Comparatively low firing temperature of 750 °C (1,382 °F). More temperature-tolerant than conventional stains.

4

CONTROLLED FINALISATION


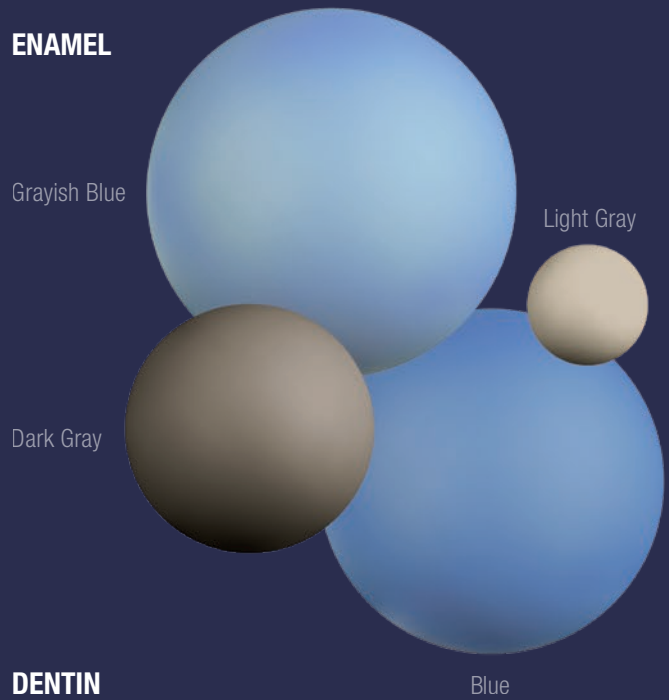
Visual appearance during application closely resembles expected result after baking.

27 SHADES MIMICING THE NATURE

TRANSLUCENT



ENAMEL

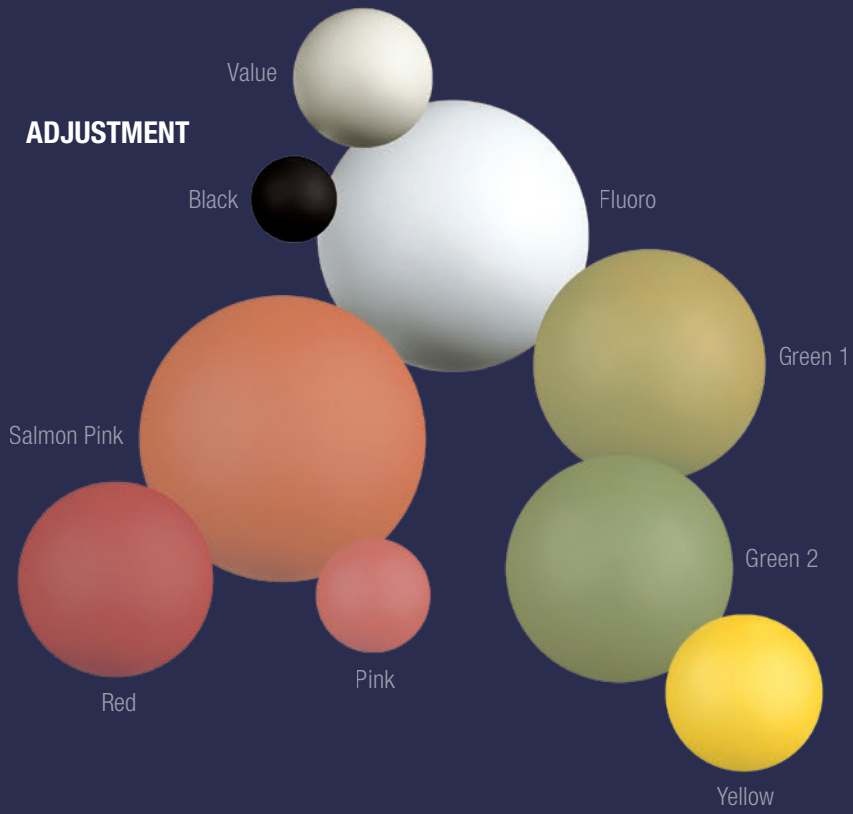


Frequency of use of particular shade is visualized by varying sizes of the shade circles.

ENHANCEMENT



ADJUSTMENT



UNIFORM CONSISTENCY

The CERABIEN™ ZR series, like all other porcelains from Kuraray Noritake Dental Inc., is based on synthetic feldspathic porcelain technology developed by NORITAKE CO., LIMITED more than 30 years ago. Its material structure and particle distribution resemble those of natural teeth. Unlike materials based on natural feldspar, the special formulation of CERABIEN™ ZR provides that the consistency remains the same. Because of this quality, dental professionals can rely on outstanding handling properties and predictable results every time.

CERABIEN™ ZR FC Paste Stain consists of the original CERABIEN™ ZR synthetic feldspathic porcelain particles and metal oxides combined in a liquid solution. The consistency of the 27 fluorescent paste stains is thixotropic and flexible, which allows you to apply them in ultra-thin layers of up to 0.1 mm thickness. As the ceramic particles protect the metal oxides from wear, the resulting staining effects are made to last. The application process is highly efficient and controllable, leading to consistent outcomes.





Photo: MDT Roberto Rossi



USE WITH KATANA™ Zirconia

Combine CERABIEN™ ZR FC Paste Stain with KATANA™ Zirconia YML, UTML, STML or HTML PLUS to optimize the aesthetics of your monolithic restorations. The innovative KATANA™ Zirconia multi-layered discs are globally recognised for their outstanding optical and mechanical properties. The materials are also ideal for urgent cases - up to three restorations can be sintered in just 54 minutes.

GETTING STARTED

THE NINE ESSENTIAL SHADES FOR NATURAL OUTCOMES



MDT Roberto Rossi (Savona, Italy)

CERABIEN™ ZR FC Paste Stain comes in 27 different shades making it possible to mimic virtually every effect found in natural teeth. When working with the system for the first time, or when looking to streamline procedures, it can be useful to know how the most common effects are created, using a smaller number of shades. We asked MDT Roberto Rossi to select his nine favourite shades and describe their functions, and this is what he suggests when getting started with CERABIEN™ ZR FC Paste Stain.

Clear Glaze



- Creates a 3D glassy effect during micro-layering on zirconia
- Mix with other shades to reduce the chroma effects according to their proportion
- Apply with a micro-brush as a final layer to create the main texture and increase the enamel translucency

Grayish Blue



- Enhances the opalescence in the incisal third
- Increases the grayish and bluish transparency effect of thin enamel

Blue



- Use as a primary colour to increase the opalescence between the mamelons (cut-back design) or bring out the opalescence (full-contour design)
- Use as a complementary colour in the incisal area to highlight the orange shade of a restoration
- Mix with Earth Brown to obtain a natural complex gray used in the entire crown to reduce value or in a portion to create a grayish effect

Value



- Increases the contrast of the enamel in a specific part
- Optically increases the thickness of the enamel
- Mix with Clear Glaze to modulate the intensity and value of the enamel



Mamelon Orange 1



- Apply in the incisal portion to reproduce light orange mamelon effects
- Mix with one of the Dentin shades to increase a light orange effect of dentin

Mamelon Orange 2



- Apply in the incisal portion to reproduce intensive orange mamelon effects found in senior patients and infiltrated dentin
- Mix with one of the Dentin shades to increase an intensive orange effect of dentin

Green 1



- Creates a complementary effect in a reddish restoration (similar to CERABIEN™ ZR Luster - Incisal Aureola)
- Apply in the incisal area to reproduce mamelon and incisal effects
- Reduces the redness of restorations with B to D shades

Green 2



- Apply in the incisal area to reproduce mamelon and incisal effects
- Reduces the redness of restorations with A to C shades

Yellow



- Increases the yellowish effect of the dentin base or mamelons
- Mix with Value to simulate the opacity found in the cervical portion of dentin


OUR PASTE STAINS, ONE FIRING CYCLE

BASIC CONCEPT FOR MAXIMUM EFFICIENCY

The use of only four shades of CERABIEN™ ZR FC Paste Stain - Clear Glaze, A+, Value and Grayish Blue - is a great option for individualising your monolithic zirconia restorations with maximum efficiency.

WORKING PROCEDURE

First, Clear Glaze is applied over the entire surface of the anterior or posterior restoration. All remaining shades are ideally brushed into the glaze material. A+ is the material of choice for increasing the chroma in the cervical area and retracing or darkening the fissures. Value is applied to the cusp tips or the incisal edges, and Grayish Blue is placed below, on the cusp slopes or around the mamelons. Together, these pastes create a natural opalescence and translucency effect.

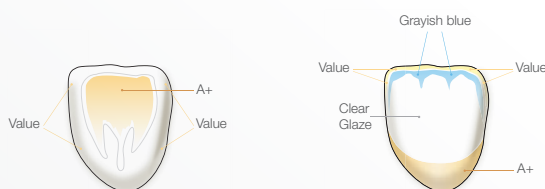


CERABIEN™ ZR FC Paste Stain

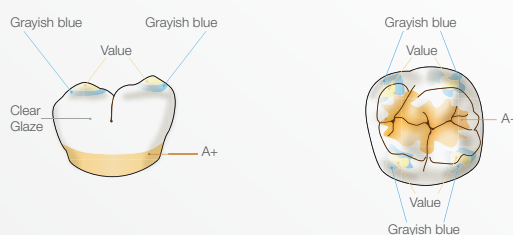
features a layer of transparent liquid on top of the material; the purpose of this is to protect paste stains from dust and dirt, and is therefore best left in place.

TIP: Want to thin out the pastes? Simply mix them with ES Liquid to obtain the desired consistency.

Anterior



Posterior



NO LIMITS TO YOUR DESIRES



Based on KATANA™ Zirconia YML A3 with CERABIEN™ ZR FC Paste Stain
Courtesy of DT Marco Stoppaccioni – L'Aquila, Italy

A SOLID FOUNDATION

KATANA™ Zirconia MULTI-LAYERED SERIES

Looking for a base material from the same manufacturer? All materials from the KATANA™ Zirconia Multi-Layered Series are a solid base for individualization with CERABIEN™ ZR FC Paste Stain. They are available with colour gradation and uniform translucency and flexural strength of various levels (KATANA™ Zirconia UTML, STML and HTML PLUS) or with colour, translucency and flexural strength gradation (KATANA™ Zirconia YML).



 <p>UTML</p> <p>Ultra Translucent Multi-Layered</p> <p>Translucency* 51 % Strength* 557 MPa</p>	 <p>STML</p> <p>Super Translucent Multi-Layered</p> <p>Translucency* 49 % Strength* 748 MPa</p>	 <p>HTML PLUS</p> <p>High Translucent Multi-Layered</p> <p>Translucency* 45 % Strength* 1150 MPa</p>	 <p>YML</p> <p>Yttria Multi-Layered</p> <p>Translucency* 45-49 %** Strength* 750-1100 MPa**</p>
---	---	---	---



*Measurement condition: Evaluated by base material (white colour)

1 According to ISO 6872: 2015, Sample size: 3 x 4 x 40mm, 2 All light transmittance, illuminant: D65, Thickness of sample: 1.0mm

**Translucency and strength vary depending on layers.

Data source: Kuraray Noritake Dental Inc. Photo: MDT Roberto Rossi



FOR NEXT-LEVEL AESTHETICS

CERABIEN™ MiLai PORCELAINS AND INTERNAL STAINS

Whenever the aesthetic demands are particularly high and restorations are produced from KATANA™ Zirconia UTML, STML, YML or HTML PLUS, micro-layering is the recommended approach.

For this purpose, a small vestibular cutback (of 0.3 mm) is typically performed. A combination of CERABIEN™ MiLai Porcelains and Internal Stains and FC Paste Stain is used to create a natural appearance.

- CERABIEN™ MiLai Internal Stains: imitation of enamel cracks, dark or white spots, mamelons etc.
- CERABIEN™ MiLai Porcelains: creation of a window effect, adding depth and volume, enamel replacement
- CERABIEN™ ZR FC Paste Stain: creation 3d effect, value correction, external staining, texturing etc.



PRODUCT ASSORTMENT

CERABIEN™ ZR FC Paste Stain 3g

#104-5601EU	BLACK	#104-5731EU	EARTH BROWN
#104-5611EU	LIGHT GRAY	#104-5741EU	REDDISH BROWN
#104-5621EU	DARK GRAY	#104-5751EU	SALMON PINK
#104-5631EU	GRAYISH BLUE	#104-5761EU	PINK
#104-5641EU	BLUE	#104-5771EU	RED
#104-5651EU	GREEN 1	#104-5781EU	A+
#104-5661EU	GREEN 2	#104-5791EU	B+
#104-5671EU	YELLOW	#104-5801EU	C+
#104-5681EU	MAMELON ORANGE 1	#104-5811EU	D+
#104-5691EU	MAMELON ORANGE 2	#104-5821EU	WHITE
#104-5701EU	CERVICAL 1	#104-5831EU	VALUE
#104-5711EU	CERVICAL 2	#104-5841EU	FLUORO
#104-5721EU	CERVICAL 3		

CERABIEN™ ZR FC Paste Stain 5g

#104-5851EU	GLAZE
#104-5861EU	CLEAR GLAZE

#211-2389EU CERABIEN™ ZR FC Paste Stain COLOUR GUIDE

KITS



CERABIEN™ ZR FC Paste Stain KIT

#104-5590EU - The new Surface Stain for zirconia allows the easy characterization. Contains 27 shades.

CONTAINS:

5g: Glaze, Clear Glaze.
3g: Light Gray, Dark Gray, Grayish Blue, Blue, Cervical 1, Cervical 2, Cervical 3, A+, B+, C+, D+, Mamelon Orange 1, Mamelon Orange 2, Earth Brown, Reddish Brown, Value, Black, Green 1, Green 2, Yellow, Salmon Pink, Pink, Red, Fluoro and White shades.
+ ES Liquid & Colour Guide



CERABIEN™ ZR FC Paste Stain BASIC KIT

#104-5870EU An essential kit that includes all the basic colors for quality restorations.

CONTAINS:

5g: Clear Glaze.
3g: Dark Gray, Grayish Blue, Cervical 2, Earth Brown, Salmon Pink, A+ and White shades.
+ ES Liquid & Colour Guide

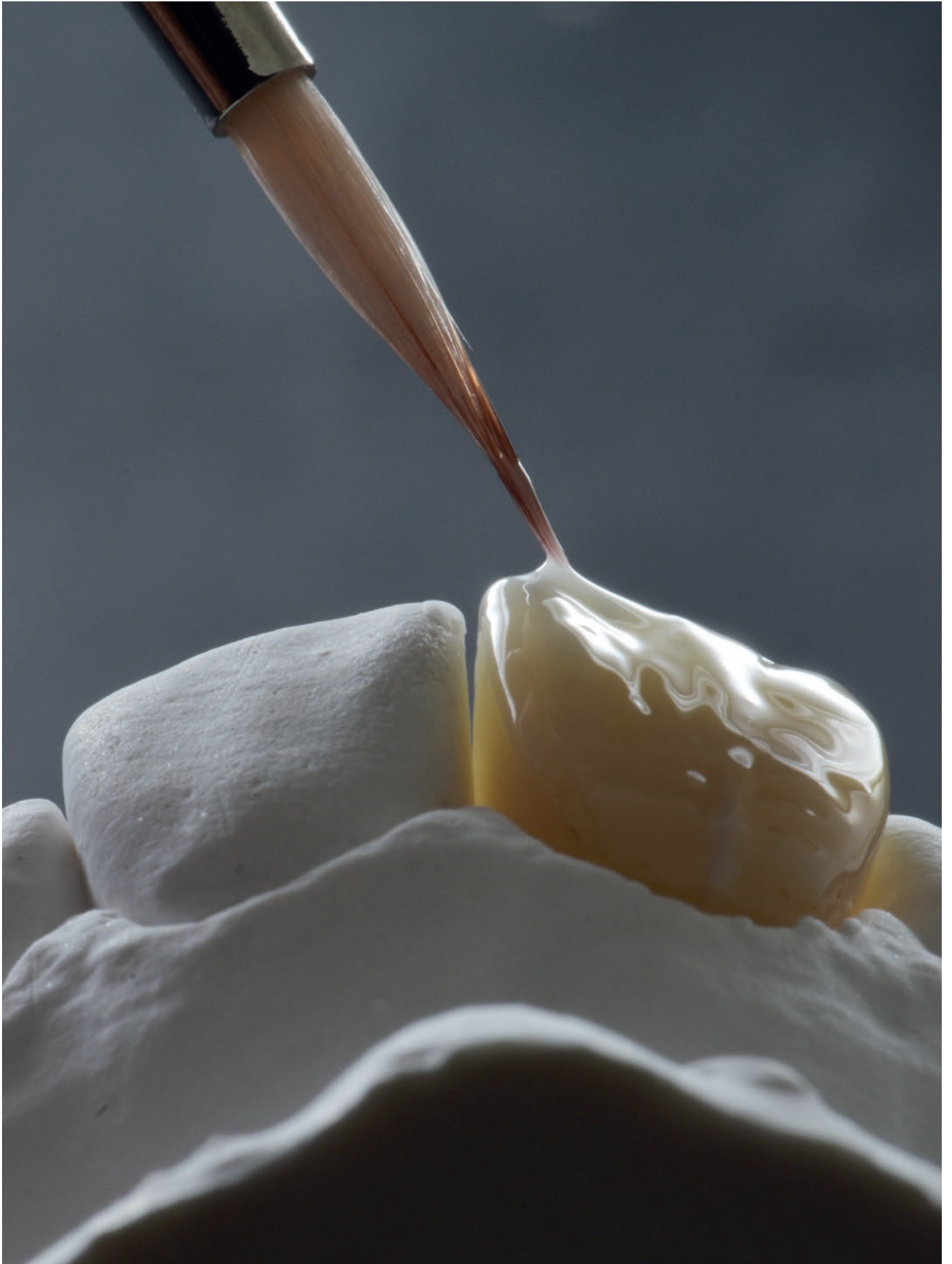


Photo: MDT Roberto Rossi

FOLLOW US:



EU Importer
Kuraray Europe GmbH
Philipp-Reis-Strasse 4,
65795 Hattersheim am Main, Germany
Phone +49 (0)69 305 35 835
Fax +49 (0)69 305 98 35 835
www.kuraraynoritake.eu
centralmarketing@kuraray.com

- Before using this product, be sure to read the Instructions for Use supplied with the product.
- The specifications and appearance of the product are subject to change without notice.
- Printed color can be slightly different from actual color.

KATANA and CERABIEN are registered trademarks or trademarks of NORITAKE CO., LIMITED.



Kuraray Noritake Dental Inc.
300 Higashiyama, Miyoshi-cho, Miyoshi, Aichi 470-0293, Japan

