









Overview

		Classification	Direct restoration	Indirect restoration	Desensitization	Individual dosing possible	Light-curing	Self-curing	Curing time (light)	Combination with light-curing composites	Combination with self-curing composites	Page number
Self-etch												
CLEARFIL™ S ³ BOND PLUS		1-step system	✓	✓ 1)	✓	✓	✓		10 sec.	✓	✓ 3)	12
CLEARFIL™ S ³ BOND		1-step system	✓	✓ 1)	✓	✓	✓		10 sec.	✓		14
CLEARFIL™ SE BOND		2-step system	✓	✓ 1)	✓	✓	✓		10 sec.	✓		16
CLEARFIL™ DC BOND		1-step system	✓	✓ 1)	✓	✓	✓	✓	10 sec. core build-ups: 20 sec.	✓	✓	18
CLEARFIL™ LINER BOND 2V		2-step system	✓	✓ 1)	✓	✓	✓	✓	20 sec.	✓	✓	20
Self-etch antibacterial												
CLEARFIL™ PROTECT BOND		2-step system	✓	✓ 1)	✓	✓	✓		10 sec.	✓		24
Total-etch												
CLEARFIL™ PHOTO BOND		2-step system	✓	✓		✓	✓	✓	10 sec.	✓	✓	22
CLEARFIL™ NEW BOND		2-step system	✓	✓		✓		✓			✓	23

1) After curing, the cured adhesive should be covered by a composite (e.g. CLEARFIL MAJESTY™ Flow) for indirect restoration.

2) Self-curing properties