

kuraray

Noritake

*Super
Porcelain* **EX-3**



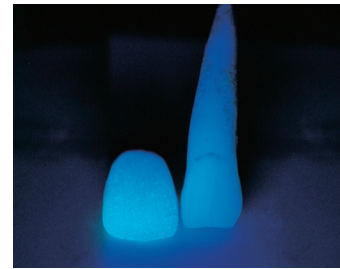
Shaping the Future of Esthetics

Innovation for the future of Ceramic Technology

Noritake Super Porcelain EX-3 (henceforth referred to as “EX-3”), a high-quality porcelain system, was developed as a result of the extensive knowledge and ceramic technology of Kuraray Noritake Dental.

Precision of the natural dentition
Kuraray Noritake Dental’s shade concept creates an intra-oral harmony by diminishing the greenish color and adding a pinkish hue.

Fluorescence creates the natural look
EX-3 features a clean fluorescent pale blue which creates the look of a natural tooth.



EX-3 / Natural Tooth under UV Light

Case 1 / Porcelain Fused to Metal Restoration



Fabrication by Naoki Hayashi, RDT

Postoperative view / Tooth preparation

Case 2 / Porcelain Fused to Metal Restoration



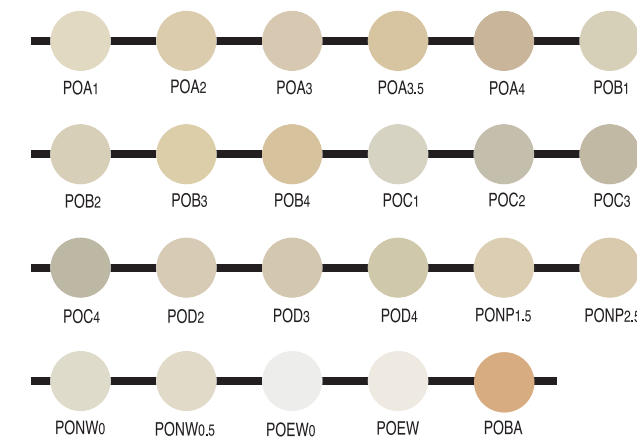
Fabrication by Giovanni Gambogi Parreira, RDT

Preoperative view / Postoperative view

Color Combination Table

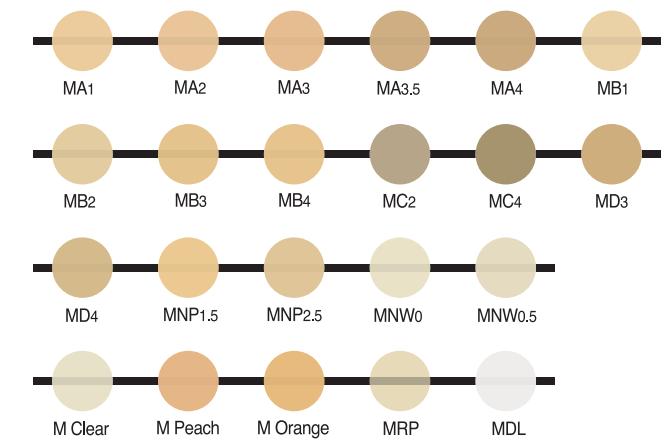
Paste Opaque

6g / 2.4ml



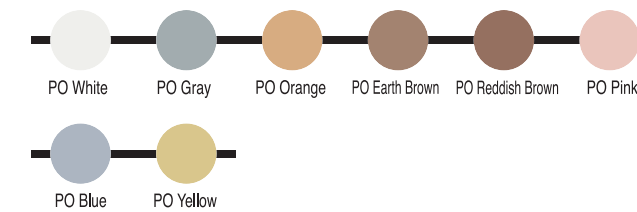
Margin

10g / 50g



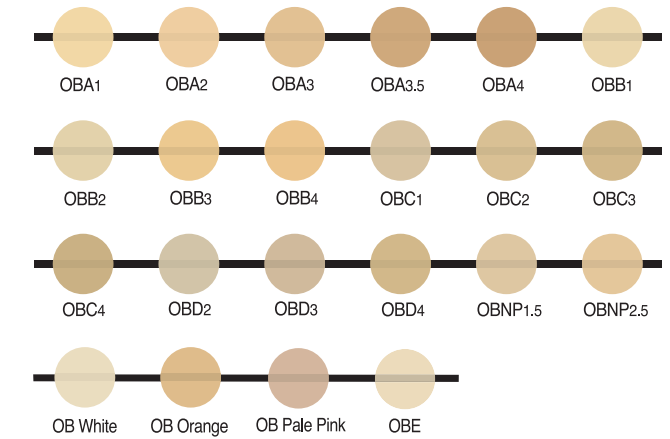
Paste Opaque Modifier

3g / 1.2ml



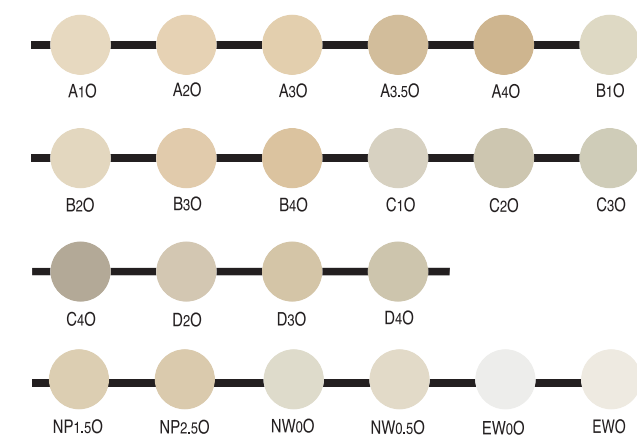
Opacious Body

10g / 50g / 200g



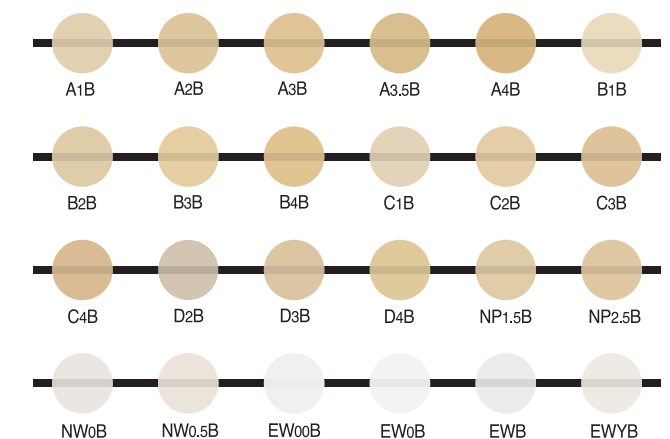
Powder Opaque

10g / 50g / 200g



Body

10g / 50g / 200g



Powder Opaque Modifier

10g / 50g



Other EX-3 Line-Ups

EX-3 Universal Paste Opaque: Same color as Paste Opaque and Paste Opaque Modifier

EX-3 Value Shade: Value Shades are additional shades that expand the existing EX-3 selection of Body and Opacious Body porcelain powder to include the VITA® 3D-Master® shade

VITA and 3D-Master are registered trademarks of VITA Zahnfabrik H. Rauter GmbH & Co.

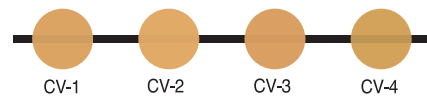
EX-3 Speed Enamel (S1, S2, S3, S4): Specially developed for the two layer build-up technique

EX-3 n Color Shade: n color shade is formulated to achieve chroma intensified Body and Paste Opaque (Universal Paste Opaque, Powder Opaque) of the shade. With intensified chroma, it even can be used in a case where there is insufficient space for porcelain build-up.

Color Combination Table

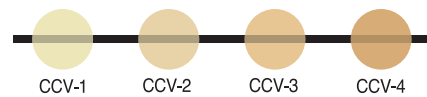
Cervical

10g / 50g / 200g



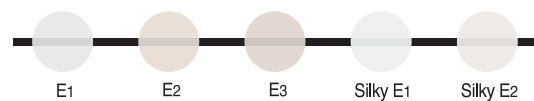
Clear Cervical

10g / 50g / 200g



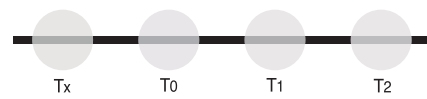
Enamel

10g / 50g / 200g



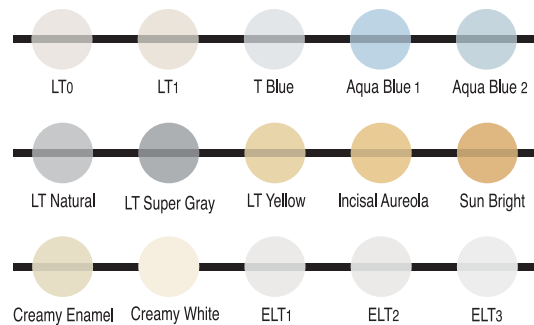
Translucent

10g / 50g / 200g



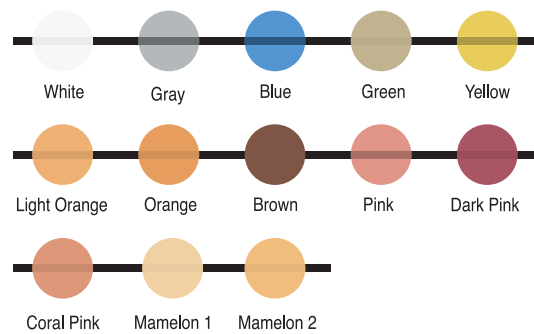
Luster

10g / 50g / 200g



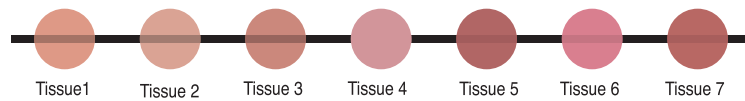
Modifier / Mamelon

10g / 50g



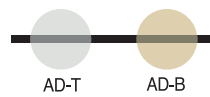
Tissue

10g / 50g



Add-on

10g / 50g



ADDMATE

10g



ADDMATE is a correction porcelain which can be used with any porcelain fused-to-metal (PFM). It features a thermal expansion coefficient range of $12.0 \sim 13.0 \times 10^{-6}/C^{\circ}$ and a baking temperature of $660C^{\circ}/1220F^{\circ} \sim 700C^{\circ}/1292F^{\circ}$ lower than normal porcelain. ADDMATE makes even the most difficult porcelain corrections possible, such as post-solder corrections, fine morphological adjustments after glazing and the correction of air bubbles.

Internal Stain

3g



External Stain

3g / (Glaze) 10g/30g



Kuraray Noritake Dental Inc.
 300 Higashiyama, Miyoshi-cho
 Miyoshi, Aichi 470-0293, Japan
<http://www.kuraraynoritake.com>

Read the IFU (Instruction For Use) before procedure.
 Printed color may not accurately present actual color.

LW01-01 03/2017